



Demographics - 2009

Data Extracted on: 8/12/2009

	Total
Total Membership	8,575

Includes A1, A2, A3, AS, I, IF, MA, J1, J3, J4, J5, SP1, SP2

Active Members
In New Mexico

	Total
F	2,107
M	3,404
Total	5,511

Active Members
Outside of New Mexico

	Total
F	407
M	777
Total	1,184

Inactive Members
In New Mexico

	Total
F	244
M	323
Total	567

Inactive Members
Outside of New Mexico

	Total
F	549
M	764
Total	1,313

New Admittees
Admitted in 2009

	Total
F	50
M	70
Total	120

Included in total membership

Members w/email
5,939

	Total
Total Active	6,695

Members w/email
1,424

	Total
Total Inactive	1,880

- A1 = Active Members licensed before 1/1/07 in any jurisdiction
- A2 = Active Members licensed between 1/1/07 and 12/31/2007 in any jurisdiction
- A3 = Active Members licensed between 1/1/08 and 12/31/2008 in any jurisdiction
- AS = Law Student Members
- AL - Limited License Attorneys
- AE = Emertius Status Attorneys 3Yr License
- MA = Affiliate Member
- SP1 = Active Member/Certified Specialist in One Practice Area
- SP2 = Active Member/Certified Specialist in Two Practice Areas

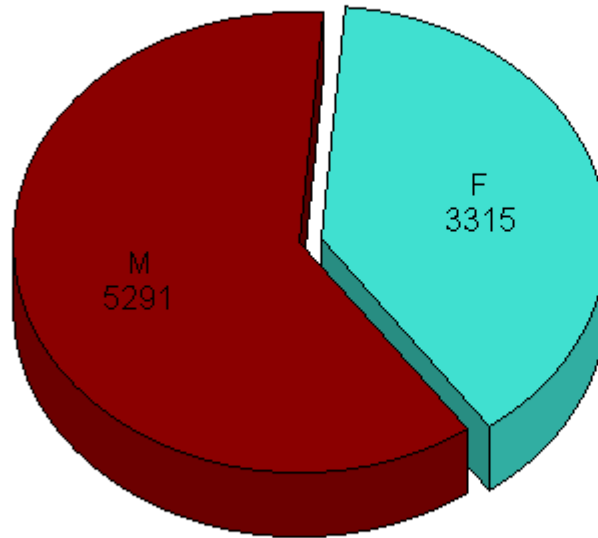
- J1 = State Judge (including Bern. Cty Metro)
 - J2 = Judge (Magistrate/Non-SBNM Member)
 - J3 = Judge and A1 Member
 - J4 = Judge/Non-SBNM Member
 - J5 = US Federal Court Judge/Federal Tribal Judge
 - I = Inactive Member
 - IF = Inactive member with No Publication Fees
- Members admitted in 2009 are designated the proper Active Status Code depending on admittance date in NM or any other jurisdiction

Member Type by Gender

Total Membership

	F	M	Total
A1	2,143	3,640	5,783
A2	87	111	198
A3	106	134	240
AE	2	2	4
AL	12	27	39
AS	75	68	143
I	784	995	1,779
IF	9	92	101
J1	44	88	132
J3	2	3	5
J4	2	2	4
J5	7	23	30
SP1	42	102	144
SP2	0	4	4
...	3,315	5,291	8,606

Percentage of Membership By Gender



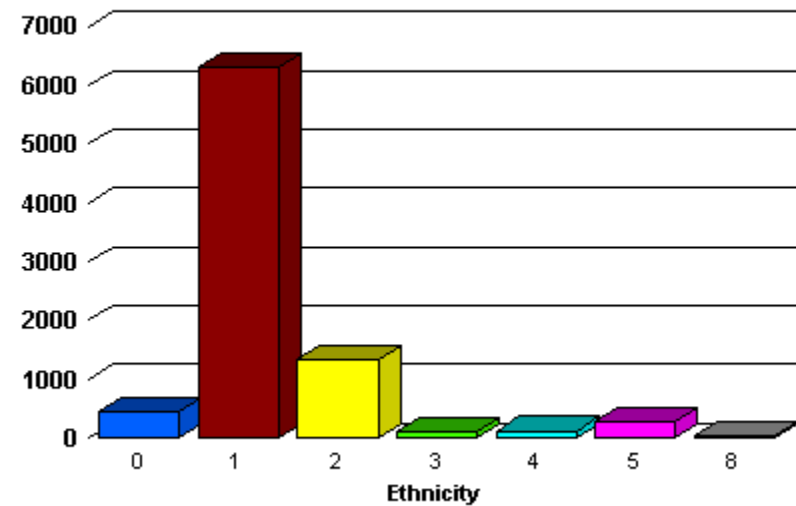
F	38.5%
M	61.5%
<hr/>	
Total:	100.0%

Member Type by Ethnicity (UF5)

All Members (including out-of-state)

		A1	A2	A3	AE	AL	AS	I	IF	J1	J3	J4	J5	MA	SP1	SP2	Total
Not Reported	0	152	17	17	4	17	40	186	7	0	0	0	0	9	0	0	449
White (non-minority)	1	4,322	124	140	0	0	58	1,337	87	81	3	3	21	2	123	4	6,305
Hispanic	2	996	34	57	0	0	21	145	6	45	1	0	8	0	15	0	1,328
Black/African American	3	72	5	4	0	0	6	17	0	4	0	0	0	0	0	0	108
Asian American/Pacific Islander	4	58	9	6	0	0	3	32	1	1	0	0	0	0	0	0	110
American Indian/Native Alaskan	5	164	9	13	0	0	14	57	0	1	1	0	1	0	5	0	265
Other	8	19	0	3	0	0	0	5	0	0	0	0	0	0	1	0	28
Total		5,783	198	240	4	17	142	1,779	101	132	5	3	30	11	144	4	8,593

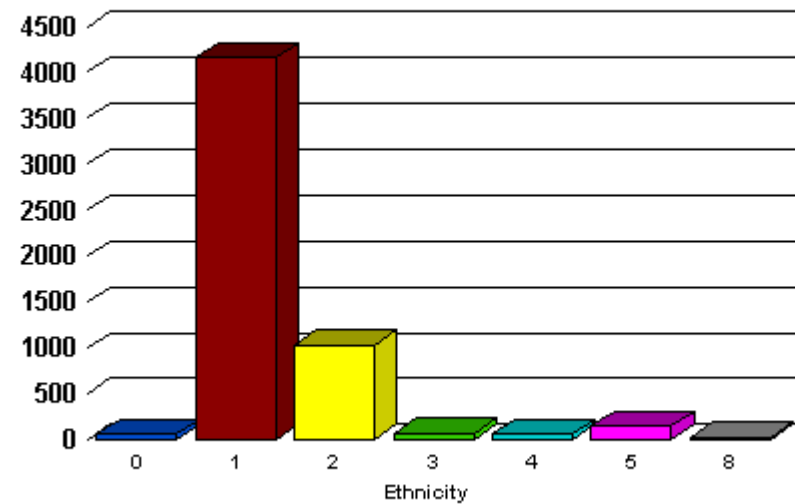
Member Type by Ethnicity



Member Type by Ethnicity (UF5)
Active New Mexico Only

		A1	A2	A3	AE	AL	AS	J1	J3	J4	J5	MA	SP1	SP2	Total
Not Reported	0	0	0	0	3	17	31	0	0	0	0	9	0	0	60
White (non-minority)	1	3,645	106	127	0	0	51	80	3	3	20	2	115	4	4,156
Hispanic	2	875	22	42	0	0	18	44	1	0	7	0	15	0	1,024
Black/African American	3	49	4	4	0	0	4	4	0	0	0	0	0	0	65
Asian American/Pacific Islander	4	43	7	4	0	0	3	1	0	0	0	0	0	0	58
American Indian/Native Alaskan	5	109	8	10	0	0	13	1	1	0	1	0	4	0	147
Other	8	15	0	2	0	0	0	0	0	0	0	0	1	0	18
Total		4,736	147	189	3	17	120	130	5	3	28	11	135	4	5,528

Member Type by Ethnicity (Active NM Only)



Types of Practice in New Mexico (UF15)

	A1			A2			A3			SP1			SP2		Total
	F	M	Total	F	M	Total	F	M	Total	F	M	Total	M	Total	
Blank	37	41	78	0	1	1	64	83	147	0	0	0	0	0	226
No Designation	0	2	4	0	2	2	0	0	0	0	0	0	0	0	6
Solo/Private Practice	1	613	1,297	16	14	30	12	20	32	13	32	45	1	1	2,018
Corporate	2	263	507	7	10	17	1	0	1	13	21	34	2	2	824
Government	3	194	288	11	10	21	2	1	3	4	13	17	0	0	523
Legal Service Organization	4	206	283	5	7	12	2	0	2	6	13	19	0	0	522
Not Practicing Law	5	236	265	15	11	26	2	1	3	4	5	9	0	0	539
Other	6	234	268	20	18	38	0	1	1	1	10	11	1	1	553
Total	1,785	2,951	4,736	74	73	147	83	106	189	41	94	135	4	4	5,211

Member Type by Political Affiliation

Active and Inactive Members

	A1	A2	A3	AE	AL	AS	I	IF	J1	J3	J4	J5	MA	SP1	SP2	Total
No Designation	1,815	80	129	4	17	140	965	57	15	1	3	23	11	37	2	3,299
Democrat	2,752	78	83	0	0	0	557	25	96	2	0	4	0	78	0	3,675
Green	23	0	0	0	0	0	5	0	0	0	0	0	0	0	0	28
Independent	258	16	8	0	0	2	82	1	0	0	0	0	0	7	0	374
Libertarian	15	0	1	0	0	0	2	0	0	0	0	0	0	0	0	18
reform	1	0	0	0	0	0	0	0	0	0	0	0	0	0	0	1
Republican	919	24	19	0	0	0	168	18	21	2	0	3	0	22	2	1,198
Total	5,783	198	240	4	17	142	1,779	101	132	5	3	30	11	144	4	8,593

Senior Lawyers Division

Age 55+ and 25 Years of Practice

Young Lawyers Division

Age 36 or Less or 5 Years of Practice

	A1	A2	A3	AS	J1	SP1	Total
F	358	87	106	28	1	0	580
M	331	111	134	23	0	2	601
Total	689	198	240	51	1	2	1,181

Paralegal Division

Active Members

	Total
F	133
M	10
Total	143

Counties

Active Members

	F	M	Total
Bernalillo	1,150	1,740	2,890
Catron	0	2	2
Chaves	22	91	113
Cibola	6	17	23
Colfax	3	10	13
Curry	16	42	58
Dona Ana	105	200	305
Eddy	15	40	55
Grant	12	26	38
Guadalupe	0	2	2
Hidalgo	0	3	3
Lea	12	44	56
Lincoln	14	27	41
Los Alamos	24	18	42
Luna	4	20	24
McKinley	10	35	45
Mora	1	0	1
Otero	17	40	57
Quay	4	9	13
Rio Arriba	9	16	25
Roosevelt	4	7	11
San Juan	35	88	123
San Miguel	17	30	47
Sandoval	61	71	132

Selected Cities in NM

Active Members (El Paso included)

	F	M	Total
Alamogordo	12	34	46
Albuquerque	1,142	1,732	2,874
Carlsbad	13	29	42
Clovis	14	40	54
El Paso	34	110	144
Farmington	25	71	96
Gallup	9	30	39
Hobbs	12	28	40
Las Cruces	100	190	290
Las Vegas	15	46	61
Los Alamos	24	17	41
Los Lunas	16	32	48
Rio Rancho	12	31	43
Roswell	22	91	113
Ruidoso	9	22	31
Santa Fe	421	593	1,014
Socorro	3	17	20
Taos	21	49	70
Total	1,904	3,162	5,066

Premium Listings

Firm	3
F	10
M	24
Total	37

Certified Specialists

F	
NM	41
Out of State	1
M	
NM	98
Out of State	8
Total :	148

Withdrawn Members

Withdrawn from 1/1/2008
to Present

F	
NM	16
Out of State	10
M	
NM	24
Out of State	37
Total :	87

	F	M	Total
Santa Fe	431	615	1,046
Sierra	2	9	11
Socorro	6	21	27
Taos	28	56	84
Torrance	0	7	7
Union	1	5	6
Valencia	20	44	64
Total	2,029	3,335	5,364

Section Membership

		Total
Appellate Practice	APPEL	154
Bankruptcy	BANKR	147
Business Law	BUSIN	232
Children's Law	CHILD	139
Criminal Law	CRIMI	377
Elder Law	ELDER	118
Employment/Labor	EMPLO	232
Family Law	FAMIL	251
Health Law	HEALT	111
Indian Law	INDAL	217
Intellectual Property Law	INTEL	48
International/ Immigration	INTER	60
Natural Resources/Energy/Environmental	NATUR	315
Prosecutors	PROCE	162
Public Law	PUBLI	149
Real Property/Trust/Estate	REALP	410
Solo and Small Firm	SOLOS	234
Taxation	TAXAT	97
Trial Practice	TRIAL	327
	Total	3,780

Firms in New Mexico (UF15)

	FIRM	Total	
2	346	346	2 - 4 Attorneys
3	88	88	5 - 9 Attorneys
4	44	44	10 - 19 Attorneys
5	22	22	20 - 49 Attorneys
6	6	6	50+ Attorneys
Total	506	506	

Generation Demographics

Age 63 and over

Active and Inactive Members by Gender
Traditional (Born before 1946)

	A1	A3	I	IF	J1	J3	J5	MA	SP1	SP2	Total
F	118	1	84	9	0	0	0	0	2	0	214
M	606	0	244	92	15	1	11	1	24	1	995
Total	724	1	328	101	15	1	11	1	26	1	1,209

Helpful Information Understanding the
Four Generations of Employees:
<http://www.fdu.edu/newspubs/magazine/05ws/generations.htm>

Baby Boomers (Born between 1946 to 1964)

Age 46 to 62

	A1	A2	A3	AS	I	J1	J3	J5	MA	SP1	SP2	Total
F	1,161	9	9	2	482	41	1	7	3	31	0	1,746
M	2,085	9	19	0	557	70	2	12	1	67	3	2,825
Total	3,246	18	28	2	1,039	111	3	19	4	98	3	4,571

Generation X (Born between 1965 to 1980)

Age 29 to 45

	A1	A2	A3	AS	I	J1	J3	MA	SP1	Total
F	846	57	60	21	216	3	1	0	9	1,213
M	939	77	80	12	194	3	0	1	11	1,317
Total	1,785	134	140	33	410	6	1	1	20	2,530

Generation X (Born between 1981 to 2000)

Age 8 to 28

	A1	A2	A3	AS	I	Total
F	18	21	36	13	2	90
M	9	25	35	16	0	85
Total	27	46	71	29	2	175