


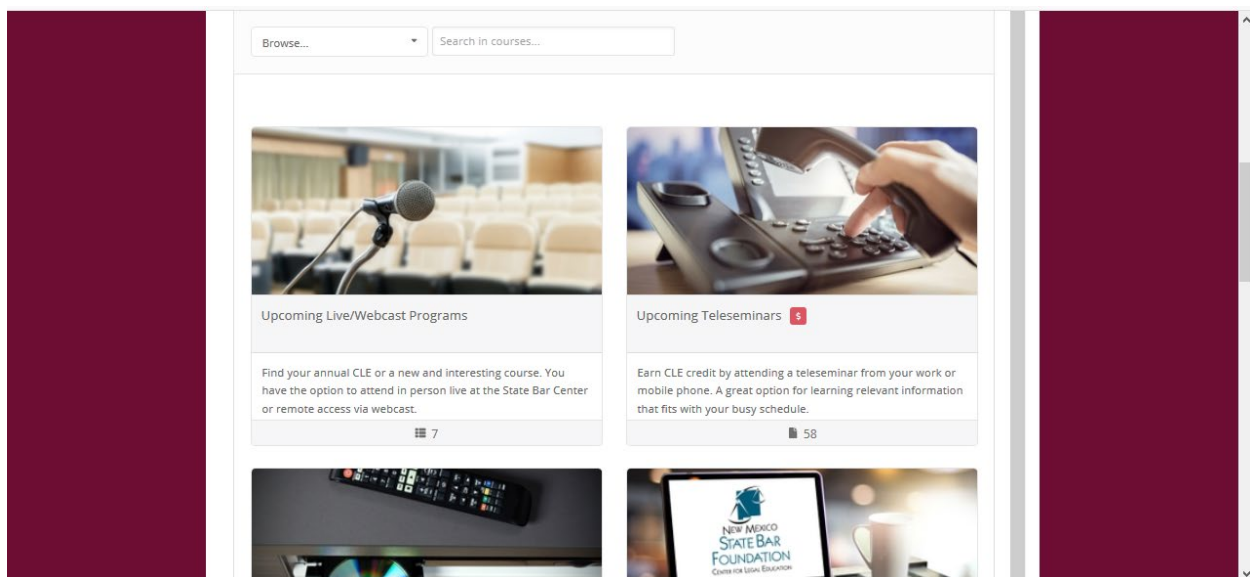
# How to Register for a CLE Online

**Step 1:** Navigate to [nmbar.org/CLE](http://nmbar.org/CLE)



**Step 2:** Scroll down the page to view courses grouped by type (Upcoming Live/Webcast, Upcoming Teleseminars, etc.).

**Step 3:** Click on the type of CLE course you prefer in order to access a list of courses:



**Step 4:** Select the course you would like by clicking on the “Add to Cart” button to the right of the course (see below).

**Upcoming Teleseminars**

Earn CLE credit by attending a teleseminar from your work or mobile phone. Great for learning your relevant practice information that fits with your schedule.

All teleseminars are offered from 11 a.m. - Noon MST.

You will receive an email the morning of the teleseminar with the phone number to dial in along with all relevant course materials. Teleseminars count as "Live Credit" for your yearly compliance.

	<b>March 19 - Indemnification &amp; Hold Harmless Agreements in Real Estate Transactions</b> <span>3</span> Document: 1.0 G Teleseminar Information	\$81.37	>	<a href="#">Add to Cart</a>
	<b>March 23 - Health Care Issues in Estate Planning</b> <span>3</span> Document: 1.0 G Teleseminar Information	\$81.37	>	<a href="#">Add to Cart</a>

**Step 5:** Click on the “Proceed to Checkout” button (see it above).

New Mexico State Bar Foundation | Events | Courses | Product Bundles | Search | 1 | Sign In

**Item Added to Cart**

You just added **March 23 - Health Care Issues in Estate Planning**

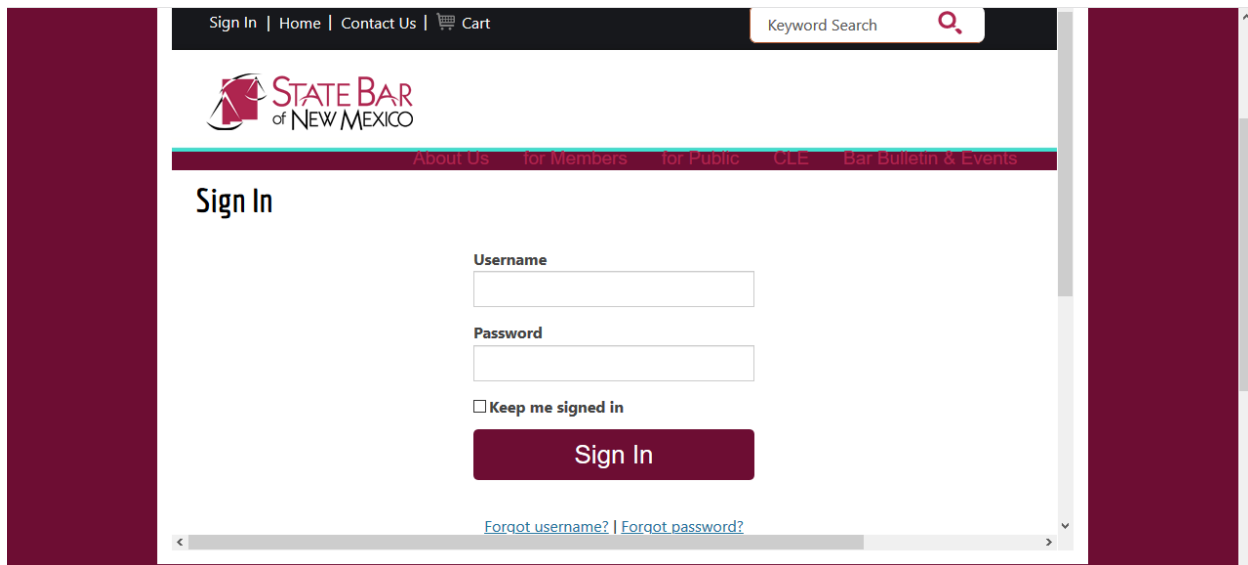
You have 1 item(s) in your cart

[Continue Shopping](#) [Proceed to Checkout →](#)

**March 19 - Indemnification & Hold Harmless Agreements in Real Estate** | \$81.37 | [Add to Cart](#)

<https://ela.nmbar.org/march19ast>

**Step 6:** Sign into your nmbar.org account.



The screenshot shows the State Bar of New Mexico website's sign-in page. At the top, there is a navigation bar with links for 'Sign In', 'Home', 'Contact Us', and 'Cart', along with a 'Keyword Search' field. Below this is the State Bar of New Mexico logo and a secondary navigation bar with links for 'About Us', 'for Members', 'for Public', 'CLE', and 'Bar Bulletin & Events'. The main content area is titled 'Sign In' and contains a form with the following elements: a 'Username' label and input field, a 'Password' label and input field, a checkbox labeled 'Keep me signed in', a dark red 'Sign In' button, and two links at the bottom: 'Forgot username?' and 'Forgot password?'. The page is framed by dark red vertical bars on the left and right sides.

**Step 7:** You will then be directed to your “Shopping Cart,” displaying the items and prices of each course you added to your cart. From here, you will be able to pay for the courses with a credit card. Once payment goes through, you are registered! 😊

**Step 8:** Check your email inbox (and maybe junk mail folder) for the email confirmation from **Blue Sky**. If you registered for a webcast course, this email will also contain the link to the webcast.

If you have questions or need further assistance, please email the Center for Legal Education at [cleonline@nmbar.org](mailto:cleonline@nmbar.org).